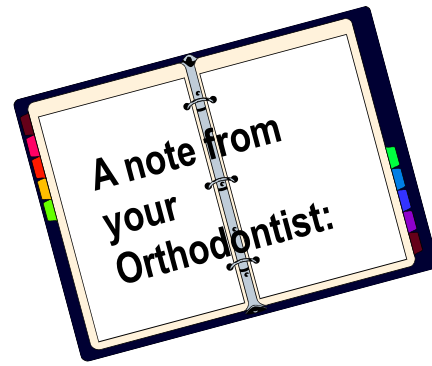


# STRAIGHT FROM THE WIRE

Gorman Center for Orthodontics \* 617 North River Drive \* Marion, IN

winter issue



## **ORTHODONTIST**

J. Courtney Gorman, D.D.S. M.S.

## **STAFF**

### **Personnel Manager**

Tiffany Hartman

### **Financial Manager**

Diana May

### **Directors of Patient Relations**

Linda Howard

Vicki Sinclair

### **Scheduling Coordinator**

Teresa Swain

### **Clinical Auxiliary**

Angie Maddox

Cindy Hiple

Carie Snyder

Patt DeCamp

Lori Bishir

Niccole Shaw

### **Lab Technicians**

Susie Scott

Michi Stanley

Are you having concerns with your braces and aren't sure whether or not it is something that you need to come in right away and have checked? Or, is it difficult explaining your situation to us, and you really don't want to make the trip in or take your child out of school if it really isn't necessary? We may have a solution for you.

Recently, a parent called the office with a concern about their child's tooth that was coming in and sent us an e-mail picture of the tooth that she was questioning. It was so helpful to look at the picture and talk with the parent at the same time. The situation was easily taken care of over the phone. Since they lived out of town, the mom was glad she didn't have to make the trip into the office.

Our everyday lives can get pretty hectic with school, work, and other activities. So, if we can come up with a solution over the phone, it may save you a trip to the office. But, if you're still apprehensive, we will definitely make an appointment with the doctor.

**Our biggest compliment is your referral**

## 2004 Halloween Contest

Our Halloween contest this year was designing the best halloween decoration. Kayla Dickerson won the contest for creating the Invisible Man. Kayla and her family won a limousine trip to the Haunted Cave in Fort Wayne.

Other entries were:

Janalyn Buckler	Witch
Denny Buckler	Frankenstein
Christian Morgan	Pumpkin with braces
Kaitlyn Jackson	Cat
Justin Dickerson	Pumpkin with braces

These contestants won movie passes.

Congratulations to Kayla and her family.  
We hope you enjoyed your Halloween.


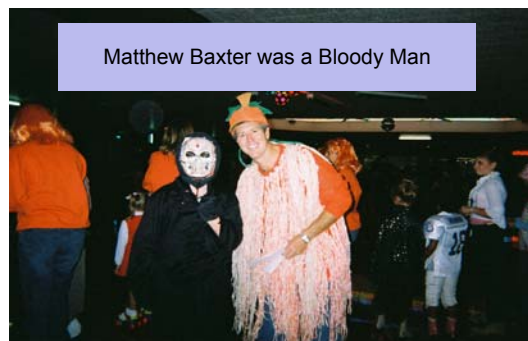



## 2004 Skating Party

Thanks to all of our patients, friends and family for joining Dr. Gorman and his patch of pumpkins on Monday, October 25th for our annual skating parting at the Idyl Wyld.

We had approximately 230 people come and join us for a fun filled evening of skating, eating nachos and socializing.

Congratulations to our contest winners-



Answers to game:

1. malocclusion
2. headgear
3. elastics
4. archwire
5. braces
6. orthodontist

## 2004 Candy Buy-Back

For the second year in a row, Dr Gorman bought back Halloween Candy for \$1.00 per pound. We collected 50 pounds of candy which was donated locally to the Wesleyan Health Care Center.

We appreciate all participants for taking the time to bring us your candy. We hope to make this an annual event. It was also greatly appreciated by

## DR. BRACELOVE



Dear Dr. Bracelove,  
My daughter wears a retainer and has lost it three times now. Is there anything you can put in her mouth that wouldn't have to be removed?

Penniless in Peru

Dr. Dr. Bracelove,  
If her teeth are positioned the way the Doctor feels comfortable, we could make a bonded retainer. We glue a wire bar behind the teeth that stays permanently. However, remember a fee will be incurred for any new retainer.

Dear Dr. Bracelove,  
Sometimes my gums get red and puffy and bleed when I brush. What causes this and what can I do to prevent this?

Bad Breath Betty

Dear Bad Breath Betty:

This condition is caused by poor oral hygiene. Some suggestions that may be helpful are-

1. Brush at least 3 times daily
  2. Floss once a day
  3. Rinse with warm salt water
  4. Always brush in a circular motion making sure to get both gums and teeth.
- I also recommend to keep regular cleaning appointments with your dentist.

\*\*You too can ask Dr. Bracelove any questions you may have concerning your braces by writing: Dr. Bracelove  
617 N River Drive





November 17th is a day that 11 year old Shea Rager will never forget. What stated as a normal trip to the barn to check on the cows, ended in a terrible car accident. The truck her dad was driving hit a tree on Shea's side. Mr. Rager was okay but Shea had a "Tripod fracture" and a crushed maxilla. In "normal terms" that meant the bone around her eye socket was broken as well as her upper jaw being crushed. After a 6 hour surgery and 10 days in the Pediatric Intensive Care Unit of Lutheran Hospital, Shea has finally been allowed to go back to school! Along with her books, she's taking some new plates and screws that are now in her face. We are all very happy that Shea and her Dad are okay. We thank God for watching over them through this tragic

### A Special "Thank You"



We hope everyone enjoyed our Christmas card this year. We had a lot of fun taking it.

We would like to send out a special "thank You" to the Marion Fire Department for their participation. Without them, the picture would not have been possible.



## Payment Possibilities

Gorman Center for Orthodontics has added still another payment option to your possibilities.

Care Credit has been introduced in our office. Care Credit may be used for any type of medical or dental treatment as well as vision expenses not covered by insurance. However, the provider must participate in the Care Credit Program.

It's simple and easy to apply. You may apply by phone or online. Within just minutes you know if you have been accepted. If accepted, we can usually begin your treatment within a day or two.


As well as this new option, we still offer electronic payment transfers from your checking or savings account, Visa, Mastercard, American Express & Discover for your convenience.

Please give Diana a call if you have any questions regarding these payment possibilities




## Invisible Braces

**To keep you abreast of the latest in orthodontic treatment, we are pleased to announce that our office is now certified to offer the Invisalign System, a state-of-the-art treatment that allows mature teens and adult patients to straighten their teeth - without braces! For more information you can visit [www.invisalign.com](http://www.invisalign.com)**



Christopher Fitzjarrald was our latest contest winner. He had the most correct matches with staff members and their pets. Chris is now the proud owner of a Bladz elite 250 electric scooter. Congratulations!



Our staff participated at the Walkway of Lights on December 2nd. We have participated in this for the past six years. The weather was nice and we really had fun. Come and see us next year

### Our Christmas Family

Every year our office sponsors a family from the Salvation Army for Christmas. Three little girls, mommy and daddy were a lot of fun to shop for. New coats and hats, outfits, socks, pj's and baby dolls hopefully, made the season bright for them.

A lot of people don't have the things that we take for granted. Hopefully, our family enjoyed opening their gifts as much as we did shopping for them. Let's keep

## Unscramble These Orthodontic Terms

1. \_\_\_\_\_ unmcclaoliso

2. \_\_\_\_\_ gdaeaerh

3. \_\_\_\_\_ sscialte

4. \_\_\_\_\_ whcarrei

5. \_\_\_\_\_ csrbea

6. \_\_\_\_\_ thoorndsitt

7. - \_\_\_\_ r-ya

(answers on page 2)



### "Braces safe" Valentine recipe

#### Floating Fruit Parfaits

Prep time : 15 min

Ready in :1 hr 35 min

#### Ingredients:

1/2 cup sliced strawberries

3/4 cup boiling water

1 pkg. (4-serving size) JELL-O Brand Strawberry Flavor Sugar Free Low Calorie Gelatin

1/2 cup cold water

3/4 cup ice cubes

1 cup plus 6 Tbsp. thawed COOL WHIP LITE Whipped Topping, divided

#### Preparation:

Divide strawberries among 6 dessert glasses. Stir boiling water into gelatin in medium bowl at least 2 minutes until completely dissolved. Add cold water and ice cubes; stir until ice is completely melted. Remove 3/4 cup of the gelatin; pour evenly over strawberries in each glass. Refrigerate 20 minutes or until gelatin is set but not firm.

Add 1 cup of the whipped topping to remaining gelatin; stir with wire whisk until well blended. Spoon evenly over gelatin in glasses.

Refrigerate 1 hour or until firm. Garnish each parfait with 1 Tbsp. of the remaining whipped topping.